




Power your business with clean solar energy!

Site Assessment

Example Business

Norfolk, VA



Your System Overview



Design and Layout

of Panels
383

Panel STC
320 W

System Size
122.56 kW
122,560 W



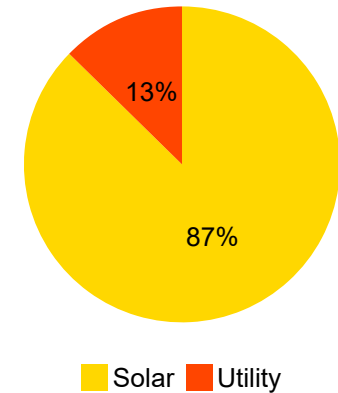
We use the industry most accurate site modeling and performance simulation to calculate energy production.

System Production

Annual Production
147,975 kWh

Annual Consumption
169,445 kWh

Solar Offset
87 %



Annual Revenue
\$ 14,798

Production/Consumption is measured in kWh
(kilowatt-hours)

Revenue is calculated @ \$0.10/kWh
(ten cent per kilowatt-hour)

Solar Savings



Monthly Bill Savings Table

(kWh)	Jan	Feb	Mar	Apr	May	Jun	Jul	Aug	Sep	Oct	Nov	Dec	Annual
Utility Consumption Pre-Solar	16k	17k	14.5k	10.9k	11.5k	13k	16k	18k	14k	12k	11.5k	15k	169.4k
Utility Consumption Post-Solar	9,198	8,259	1,828	(4,808)	(5,497)	(4,711)	(1,055)	2,469	1,137	1,402	4,498	8,750	21.5k
Solar Production	6,802	8,741	12.7k	15.8k	17k	17.7k	17.1k	15.5k	12.9k	10.6k	7,002	6,250	148k
(\$)	Jan	Feb	Mar	Apr	May	Jun	Jul	Aug	Sep	Oct	Nov	Dec	Annual
Utility Bill Pre-Solar	1,600	1,700	1,450	1,094	1,150	1,300	1,600	1,800	1,400	1,200	1,150	1,500	16.9k
Utility Bill Post-Solar	919	825	182	0	0	0	0	0	0	0	0	215	2,142
Utility Bill Savings	681	875	1,268	1,094	1,150	1,300	1,600	1,800	1,400	1,200	1,150	1,285	14.8k
Excess Credit	0	0	0	481	1,031	1,503	1,609	1,362	1,249	1,109	659	0	

Production/Consumption is measured in kWh (kilowatt-hours)
 Revenue is calculated @ \$0.10/kWh (ten cent per kilowatt-hour)

Value Your Power



Beyond the Bottom Line

Goals have been set world wide to reduce carbon emissions produced by burning fossil fuels. Value your power with clean solar and reduce your carbon footprint! Your investment helps save two million pounds of coal from being burned and released into our atmosphere.




your solar system prevents 4,666 barrels of oil from being burned


help take the equivalent of 422 cars off the road each year

your solar production is worth planting 51,444 new trees

2-D Property Image



3-D Property Image



Irradiance Map

